
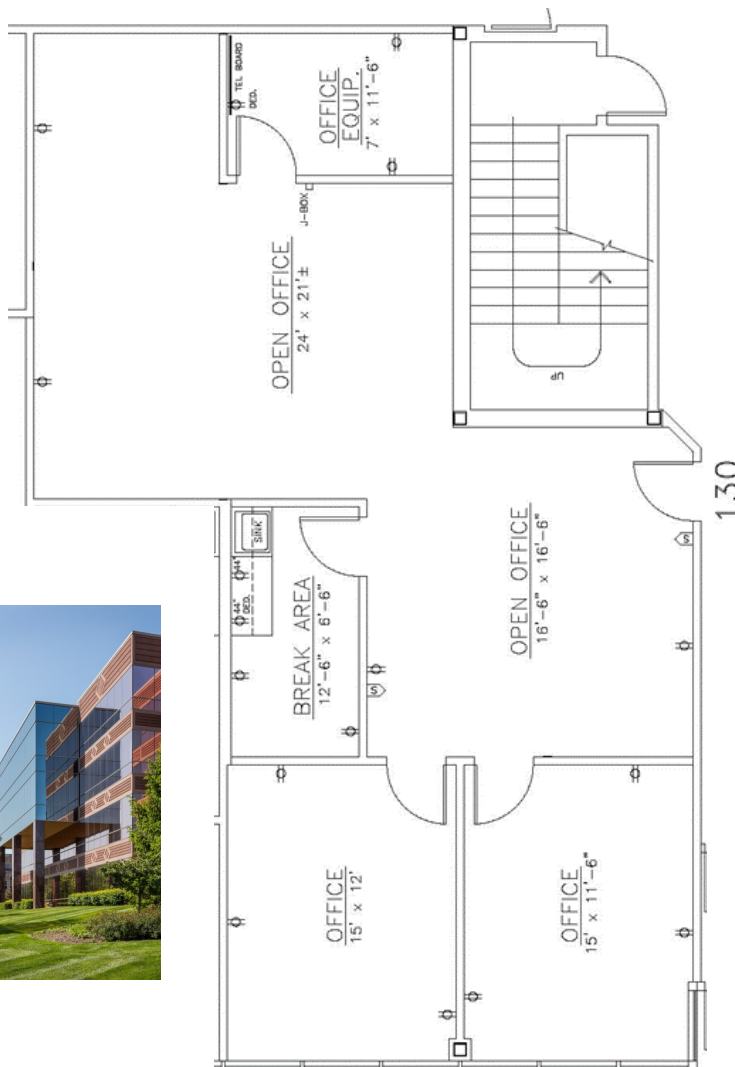


1,381—RSF


Terrific 1st Floor Suite

Offices & Open Space w/Full Break Area

Walk to Shops & Restaurants



Building XV
13200 Metcalf



- * On-site leasing, management & ownership
- * Cost-effective building designs
- * Professional floor plan development
- * Custom interior design services
- * General contracting by Southcreek
- * Flexible expansion options
- * Convenient parking
- * Excellent location
- * Beautiful park settings
- * Commitment to your needs

Elaine Sicht
Kathy Woodward, SIOR
DDI COMMERCIAL, INC.

7200 West 132nd Street
Suite 300
Overland Park, KS 66213
P: 913.685.4100
F: 913.685.1232

Elaine@DDIRealty.com
KathyW@DDIRealty.com
DDICommercial@DDIRealty.com
www.SouthcreekOfficePark.com